

ACTIVITY 1-2


Exploring the Dreamweaver Interface

Data Files:

index.html

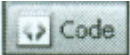
Scenario:

Now that you are familiar with the basic concepts of web designing, you want to start creating a web page. You want to accomplish this task using the Adobe Dreamweaver application. However, you want to start your work only after familiarizing yourself with the different tools and options needed to create the web page.

What You Do	How You Do It
1. Open the index.html file in the Adobe Dreamweaver CS4 application.	<ol style="list-style-type: none">Choose Start > All Programs > Adobe Dreamweaver CS4 to open the Adobe Dreamweaver application.In the Default Editor dialog box, click OK to accept the default editing preferences.Observe the Dreamweaver Welcome Screen.Choose File > OpenIn the Open dialog box, navigate to the Getting Started with Dreamweaver folder.Select index.html and click Open.
2. Which component in the Dreamweaver interface provides information about the magnification level of a document? <ol style="list-style-type: none">The status barThe document windowThe Property InspectorThe Document toolbar	
3. Explore the Dreamweaver interface.	<ol style="list-style-type: none">Double-click the CSS STYLES tab to view the options in the CSS STYLES panel. In the INSERT panel, from the drop-down list, select Text to view the various options that it contains.Observe that the Property Inspector displays the HTML properties of the page.


- d. In the **Property Inspector**, click **CSS** to view the CSS properties of the page.



- e. On the **Document** toolbar, click **Code**,  to view the document in Code view.

- f. Click **Split**,  to return to Split view.

- g. On the Application bar, click the **Layout** button,  and choose **Split Vertically** to split the document window vertically with the code displayed on the left and the design on the right.

- h. Click **Design**,  to view -the document in Design view.

4. When would you use the Property Inspector?

- a) To switch between different views to view a document.
- b) To open a new document.
- c) To view the size of the current document.
- d) To modify the properties of objects such as text and graphics.